






**1. How satisfied are you with the frequency that you receive an assessment of your son's progress?**





		Response Percent	Response Count
Very satisfied		39.0%	23
Satisfied		32.2%	19
Neither satisfied or unsatisfied		10.2%	6
Unsatisfied		16.9%	10
Very unsatisfied		1.7%	1

Feel free to explain your response 20

answered question 59

skipped question 0

**2. Effort is graded on a 1 to 5 scale. How well do you feel that you understand what each of these effort scores means?**




		Response Percent	Response Count
I understand them very well		60.7%	34
I understand them reasonably well		32.1%	18
I am a little unsure what they mean		5.4%	3
I am totally unsure what they mean		1.8%	1

Feel free to explain your response 13

answered question 56

skipped question 3

**3. Currently we give students a single effort grade from a subject. Would you like to receive a separate effort grade for classwork and homework from each subject?**




		Response Percent	Response Count
Yes		69.6%	39
Undecided		10.7%	6
No		19.6%	11

Feel free to explain your response 15

answered question 56

skipped question 3

**4. If a student has more than one teacher for a particular subject, they still only receive one effort grade for that subject. Would you like to receive a separate effort grade from each teacher?**

		Response Percent	Response Count
Yes		71.4%	40
Undecided		10.7%	6
No		17.9%	10

Feel free to explain your response 19

answered question 56

skipped question 3




**5. Behaviour is graded as either Excellent, Good, Variable or Poor. How well do you feel that you understand what each of these behaviour grades means?**

		Response Percent	Response Count
I understand them very well		71.4%	40
I understand them reasonably well		23.2%	13
I am a little unsure what they mean		3.6%	2
I am totally unsure what they mean		1.8%	1
Feel free to explain your response			7
answered question			56
skipped question			3





**6. Behaviour is graded using a 4 point scale. (See Q8) Would you prefer a five point scale, with a new grade between Good and Variable?**

		Response Percent	Response Count
Yes		16.1%	9
Undecided		12.5%	7
No		71.4%	40
Feel free to explain your response			8
answered question			56
skipped question			3





**7. If a student has more than one teacher for a particular subject, they still only receive one behaviour grade for that subject. Would you like to receive a separate behaviour grade from each teacher?**

		Response Percent	Response Count
Yes		69.6%	39
Undecided		12.5%	7
No		17.9%	10
Feel free to explain your response			13
<b>answered question</b>			<b>56</b>
<b>skipped question</b>			<b>3</b>

**8. In years 7 to 9, students are given National Curriculum levels for their attainment. How well do you feel that you understand what each of these level means?**

		Response Percent	Response Count
I understand them very well		32.1%	18
<b>I understand them reasonably well</b>		<b>46.4%</b>	<b>26</b>
I am a little unsure what they mean		14.3%	8
I am totally unsure what they mean		7.1%	4
Feel free to explain your response			15
<b>answered question</b>			<b>56</b>
<b>skipped question</b>			<b>3</b>

**9. In years 10 and 11, students are given predicted GCSE grades for their attainment. How well do you feel that you understand what each of these grades means?**





		Response Percent	Response Count
I understand them very well		39.3%	22
I understand them reasonably well		30.4%	17
I am a little unsure what they mean		21.4%	12
I am totally unsure what they mean		8.9%	5

Feel free to explain your response 14

answered question 56

skipped question 3

**10. In years 7 to 9, students are given an end of Key Stage level as a target. How well do you feel that you understand what this means?**





		Response Percent	Response Count
I understand it very well		35.7%	20
I understand it reasonably well		46.4%	26
I am a little unsure what it means		10.7%	6
I am totally unsure what this means		7.1%	4

Feel free to explain your response 12

answered question 56

skipped question 3

**11. In years 10 and 11, students are given a GCSE grade as their target. How well do you feel that you understand what this means?**




		Response Percent	Response Count
I understand it very well		44.6%	25
I understand it reasonably well		35.7%	20
I am a little unsure what it means		12.5%	7
I am totally unsure what this means		7.1%	4

Feel free to explain your response 9

answered question 56

skipped question 3

**12. Would you like to receive subject attendance information in your son's report?**



		Response Percent	Response Count
Yes		50.0%	28
Undecided		16.1%	9
No		33.9%	19

Feel free to explain your response 7

answered question 56

skipped question 3

### 13. Would you like to receive information about the level of progress your son is making?




		Response Percent	Response Count
In addition to his current attainment level		98.2%	55
Instead of his current attainment level		0.0%	0
Not at all		1.8%	1

Feel free to explain your response 13

answered question 56

skipped question 3

### 14. Is there any additional information you would like to receive in your son's report?




		Response Percent	Response Count
Level of participation / engagement		88.1%	37
Level of organisation		90.5%	38
Ability to work independently		85.7%	36

Please list any additional information you would like to receive 16

answered question 42

skipped question 17

## 15. How often have you accessed your son's report on-line via e-portal?

		Response Percent	Response Count
I always look at the online report		16.1%	9
I have sometimes look at the online report		35.7%	20
<b>I have never looked at the online report</b>		<b>48.2%</b>	<b>27</b>
	Feel free to explain your response		16
		<b>answered question</b>	<b>56</b>
		<b>skipped question</b>	<b>3</b>